



**KARADENİZ**  
MERMER MAKİNALARI  
SAN. TİC. LTD. ŞTİ.

**Tel:+ 90539 214 22 26 (Contact On  
WhatsApp)**

**Email:info@karadenizmermermakinalari.com**

**Website: [karadenizmermermakinalari.com/tr](http://karadenizmermermakinalari.com/tr)**

## CATALOGUE

### E.T.M.T 80 MOUNTAIN CUTTING MACHINE

**Power :55kw 75 hp 1400dk 380V380V Ac 3 Phaze**

**Command : Command (Cable)**

**Pulley :The Pulley Is Mechanics In 360 degree  
80cm Diameter**

**Forward and Back Transcation of the Pulley:250mm**

**Rising of the Pully :With Torque,gear whell**

**Water Volume :60dk-120lt**

**Walking (Inventör) :Automatic,speed Control With**

**Cutting Capacity :8-16m2 As to Hardness**

**Additions :3 Piece 2 m Rails**

**Weight :1500kgs**

**Length :2350mm**

**Height :1400mm**

**Width :900mm**



## ESTM 25 RAMPED BLOCK MARBLE CUTTING MACHINE

<b>Power Electricity</b>	<b>:25Hp 1500Min 380V With</b>
<b>Wire Capacity</b>	<b>:8-16m<sup>2</sup>/cm As To Hardness</b>
<b>Water Volume</b>	<b>:60Min-50 Lt</b>



## YS30-SQUARING MACHINE

<b>Main Power</b>	<b>:22 Kw(30Hp/1400d/d 380V)</b>
<b>Starting System</b>	<b>:Direct Starting</b>
<b>Movement Engine</b>	<b>:0,75Kw(1Hp/1400d/d 380V) With Inventor</b>
<b>Movement System</b>	<b>:Racks-Gear</b>
<b>Movement Checking</b>	<b>:Speed Control+Ammeter</b>
<b>Flywheel Change Angel</b>	<b>:Manuel</b>
<b>Main Flywheel Diameter</b>	<b>:500mm</b>
<b>Wire Rotating Capacity</b>	<b>:30m</b>
<b>Wire Rotating Speed</b>	<b>:39m/s</b>
<b>Cutting Speed</b>	<b>:11m<sup>2</sup>/h Travertine 7m<sup>2</sup>/h Beige</b>
<b>Lenght</b>	<b>:3.4m</b>
<b>Weight</b>	<b>:450 Kg</b>




## HSM 400 HYDRAULIC MARBLE DRILLING MACHINE

<b>Power</b>	<b>:11Kw(15Hp) 1400 D/Min</b>
<b>Rotation</b>	<b>: Hydraulic</b>
<b>Air Pressure</b>	<b>:6-8 Bar Pressure</b>
<b>Air Gun</b>	<b>:92mm Excavating Calibred Air Gun And</b>
<b>Diamond Tip</b>	
<b>Additions</b>	<b>:15 piece 103cm Pipes,1 Gun,1 Bit</b>
<b>Weight</b>	<b>:125 Kgs</b>
<b>Air Comsumption</b>	<b>:2.1 m<sup>3</sup> Per Min</b>
<b>Drilling Leght</b>	<b>:Devition From 25m/30m Drilling</b>
<b>Capacity</b>	



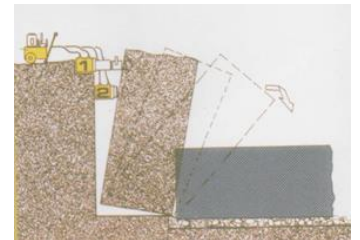

## MECHANIC MARBLE DRILL MACHINE

<b>Power</b>	<b>:2.2Kw (3Hp)</b>
<b>Excavating Lenght</b>	<b>:20m</b>
<b>Excavating Speed</b>	<b>:6 Min/m(Vertical)-12 Min/m(horizontal)</b>
<b>Excavating Calibre</b>	<b>:92 mm</b>
<b>Weight</b>	<b>:200 Kgs</b>
<b>Working Pressure</b>	<b>:7-8 Bar</b>
<b>Air Need</b>	<b>:4m<sup>3</sup></b>
<b>Tower Working</b>	<b>:Pneumatic</b>
<b>Additions</b>	<b>:15 Pipes,1 Gun,1</b>
<b>Diamond bit</b>	



## TITANO

<b>Power</b>	<b>:5.5Kw(7,5Hp 1450D/Min)</b>
<b>Working Pressure</b>	<b>:500 Bar</b>
<b>Pump Flow</b>	<b>:4.5Lt</b>
<b>Storage Volume</b>	<b>:35 Lt</b>
<b>Additional</b>	<b>:2 Lifting Jack</b>



## DOUBLE ACTION HYDRAULIC CYLINDERS

<b>Model</b>	<b>:240/50</b>
<b>Closed Length</b>	<b>:20 Cm</b>
<b>Opened Length</b>	<b>:25 Cm</b>
<b>Capacity</b>	<b>:140Ton</b>
<b>Weight</b>	<b>:50Kg</b>



---

**Model** :240/75  
**Closed Length** :25 Cm  
**Opened Length** :32.5 Cm  
**Capacity** :140 Ton  
**Weight** :80 Kg



---

**Model** :230/150  
**Closed Length** :33.5 Cm  
**Opened Length** :48.5 Cm  
**Capacity** :100 Ton  
**Weight** :85 Kg



---

**Model** :180/250  
**Closed Length** :48 Cm  
**Opened Length** :73.5 Cm  
**Capacity** :60 Ton  
**Weight** :65 Kg

---



**Model** :140/360  
**Closed Length** :60 Cm  
**Opened Length** :96 Cm  
**Capacity** :30 Ton  
**Weight** :55 Kg



---

**Model** :180/500  
**Closed Length** :70 Cm  
**Opened Length** :120 Cm  
**Capacity** :60 Ton  
**Weight** :110 Kg



---

**Model** :240/500  
**Closed Length** :71 Cm  
**Opened Length** :121 Cm  
**Capacity** :140 Ton  
**Weight** :200 Kg

---



## SLUDGE WATER PUMP

<b>Model</b>	<b>:DCP1</b>
<b>Power</b>	<b>:18.5 Kw 2800 D</b>
<b>Suction Mouth</b>	<b>:110 mm</b>
<b>Pressure Mouth</b>	<b>:80 mm</b>
<b>Weight</b>	<b>:250 Kgs</b>
<b>Height of Pressure</b>	<b>:5 m</b>
<b>Flow Rate</b>	<b>:80 m<sup>3</sup>/h</b>

**Usage Areas:** Precipitation Pools, Filter Press System. Pump have mixer on down side. It can press sludge water.



## VERTICAL SHAFT DRAIN SLURRY PUMP

<b>Model</b>	<b>:DCP2-3</b>
<b>Power</b>	<b>:37-45 Kw 1400 D &amp; 30 Kw 900 D</b>
<b>Suction Mouth</b>	<b>:180 mm</b>
<b>Pressure Mouth</b>	<b>:150 mm(6")</b>
<b>Weight</b>	<b>:740 Kgs</b>
<b>Height</b>	<b>:3.150 m</b>
<b>Height of Pressure</b>	<b>:18 m</b>
<b>Flow Rate</b>	<b>:300m<sup>3</sup>/h(1400D) &amp; 150m<sup>3</sup>/h(900D)</b>



## FEEDING FILTER PRESS PUMP

**Power** :12.5-15 Kw  
**1400/2800**

**Suction Mouth** :90 Cm

**Pressure Mouth** :60 Cm

**Weight** :180 Kg



## VERTICAL FEEDING FILTER PRESS

**Power** :12.5-15 Kw 1400/2800

**Suction Mouth** :90 Cm

**Pressure Mouth** :60 Cm

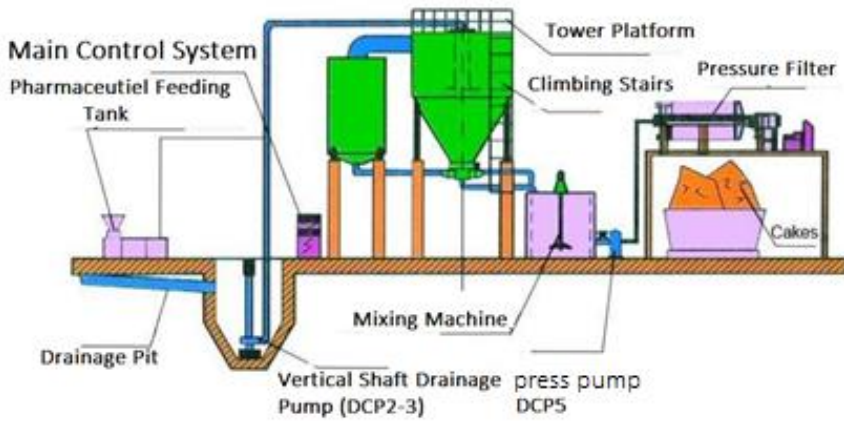
**Weight** :210 Kg



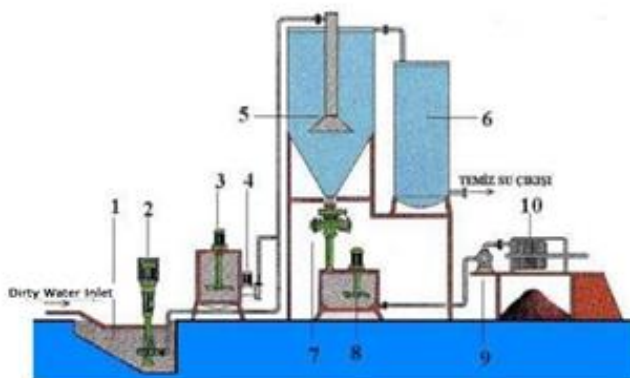


# Transfer Pump

**Model** :DCP 5  
**Power** :37- Kw 1400 D  
**Suction Mouth** :180 mm  
**Pressure Mouth** :150 mm(6")  
**Weight** :740 Kgs



Marble Sludge Treatment Flow Chart



1.Marble Waste Water, 2.Vertical Shaft Drainage Pump(DCP2-3), 3.Pharmaceutical Feeding Tank, 4.Dosing Pump, 5.Settling Tank, 6.Clean Water Storage Tank, 7.Mud Outlet Valve, 8.Mud Mixer, 9.Sludge Pump(DCP5), 10.Filter Press

## **VERTICAL AND HORIZONTAL DIAMOND CUTTING SAW**

### **V.H.B.C.M 50/40 HP**

**Power of Vertical Blades:50 Hp**

**Power of Horizontal Blades:40Hp**

**Vertical Cutting:40Cm Max**

**Horizontal Cutting:30 Cm Max**

**Total Power On Blades:90 Hp**

**Hydraulic Engine Power:15 Hp**

**Feeding Machine:Electricity With Alternatif Current 380  
Volt's 50 Hz**

**Movement:Hydraulic System**

**Sliding Machine:Long of Rail Is 20 m (It's Possible To Have  
Different Size)The Machine Slides Thanks To Have 4 Wheel  
Like Rail**



## SCISSORS LIFTERS



**KARADENİZ**  
MERMER MAKİNALARI  
SAN. TİC. LTD. ŞTİ.

### **K-01**

**Capacity** :500Kg

**Opened Mouth** :9 Cm

### **K-02**

**Capacity** :750Kg

**Opened Mounth** :10 Cm

### **K-03**

**Capacity** :1500Kg

**Opened Mouth** :17Cm



## DIAMOND WIRE THREADING PRESS

**Power** :1.5 Kw

**Working Pressure** :100 Bar



### ACCESSORIES BLIND CUT

**2 Pulley 400 mm**

**-Preference increase pulley**



## Replacement Parts

**80" Flywheel Pulley**

**60" Flywheel Pulley**

**50" Flywheel Pulley**

**42" Flywheel Pulley**

**Benetti Y Type (Meter)**



**35" Flywheel**

**42" Flywheel**

**50" Flywheel**

**60" Flywheel**

**80" Flywheel**

**100" Flywheel(Benetti Mono-Wire Cutting)**

**150" Flywheel(Benetti Mono-Wire Cutting)**

**200" Flywheel(Benetti Mono-Wire Cutting)**



**Diamond Wire**

**Granite Diamond Wire**

**Steel Diamond Wire**



**Gun**

**Diamond Bit**

**Water Jack**



**1 Meter Drill Pipe**

**2 Meter Drill Pipe**



